

Frame



The open structure of the Frame collection literally frames and reveals the shape of the basin above. This partnership is best expressed when paired with the Blend whereby the straight line of the metal Frame is contrasted with the sinuous underside of the basin.

The Frame offers sufficient storage space yet at the same time stays transparent and unobtrusive. The shelf is made of 9mm Himacs.

Design by Marike Andeweg

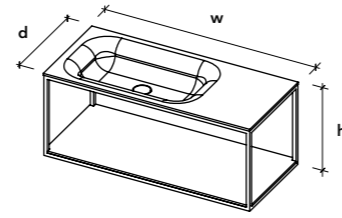
- White Himacs
- White powder coated steel

Frame

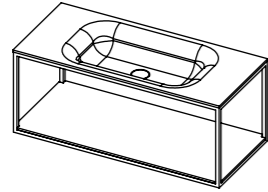
Frame Models

Specifications

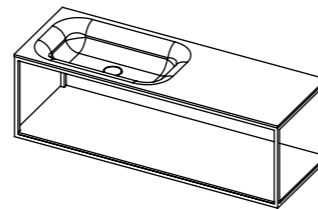
- delivered with our Flush drain
- delivered including white powder coated steel frame and white Himacs bottom shelf
- the position of the bowl can be changed on demand
- Any RAL color possible for the frame for projects from 20 pieces



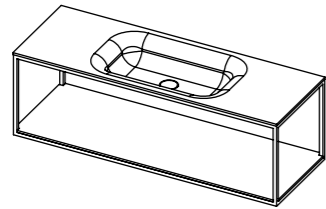
FFRB02
w900 x d400 x h370mm
bowl w473 x d233 x h90mm



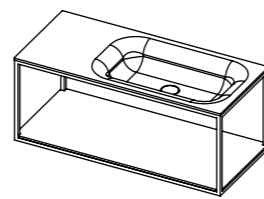
FFRB08
w1150 x d400 x h370mm
bowl w473 x d233 x h90mm



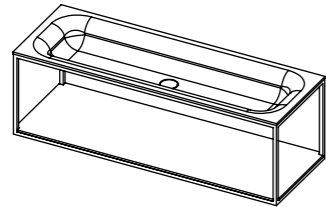
FFRB03
w1150 x d400 x h370mm
bowl w473 x d233 x h90mm



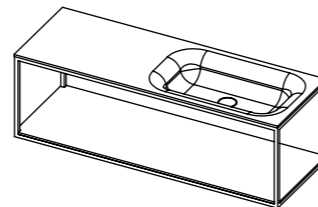
FFRB10
w900 x d400 x h370mm
bowl w473 x d233 x h90mm



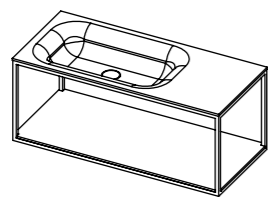
FFRB04
w1150 x d400 x h370mm
bowl w973 x d233 x h90mm



FFRB11
w1150 x d400 x h370mm
bowl w473 x d233 x h90mm



FFRB07
w900 x d400 x h370mm
bowl w473 x d233 x h90mm



FFRB13
w1150 x d400 x h370mm
bowl w723 x d233 x h90mm

